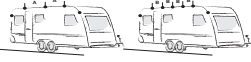





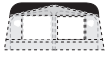

								
	(G13) 14-18			G19-22			G23		
	G13	G14	G16	G18	G19	G20	G21	G22	G23
Group	800 825	850 875	900 925 940	950 975 989	1000 1025	1050 1075	1100 1125	1150 1175	1200 1225
Dimension									
B	415	464	513	562	611	660	712	762	812
C1	173	198	223	248	273	298	330	355	380
C2	376	389	438	487	539	589	653	703	753
Stel/Frame	G10-13	G14 - G16		G18	G19 - G20		G21-22		G23
	-	-	-	(A) 125cm	(A) 135cm	(A) 150cm	(B) 110cm	(B) 115cm	(B) 125cm
Curtains Standard *	8 pcs.				12 pcs.				16 pcs.

Annex	Standard 300 (280 x 130 cm)
--------------	--------------------------------

Materialer					Top Coat
					
	6	6	850	240	X
	6	6	850	240	-

