


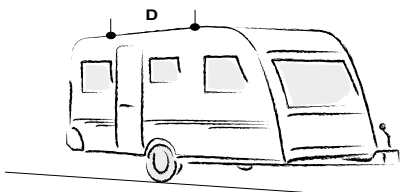

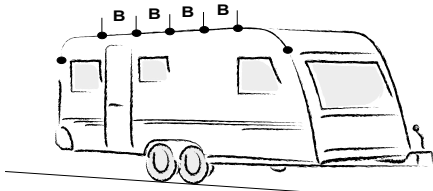
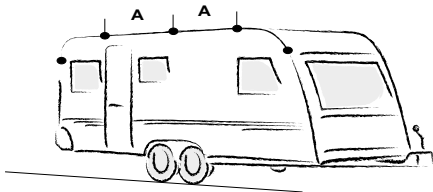


## Distance between Rafter poles



I siderne bør FixOn eller vognbeslagene placeres i underkanten af vognrundingen.

The FixOn needs to be positioned just before the curve starts at either end.



	Cm	G18	G19	G20	G21	G22	G23
Forum	A	125	125	150			
	B				110	115	
Penta	A	125	135				
	B			100	110	115	125
Std 300	A	125	135	150			
	B				110	115	125
Std 250	A	125	135	150			
	B						
Sun Shine	A	125	135	150	160	175	
	B						

Winter	D	200
Universal 320	C	156
Universal 420	G	128,5
	F	78,5
Magnum	C	156
Minor	C	107
Marlin	D	110
Cadet	C	110